

INSTALLATION GUIDE

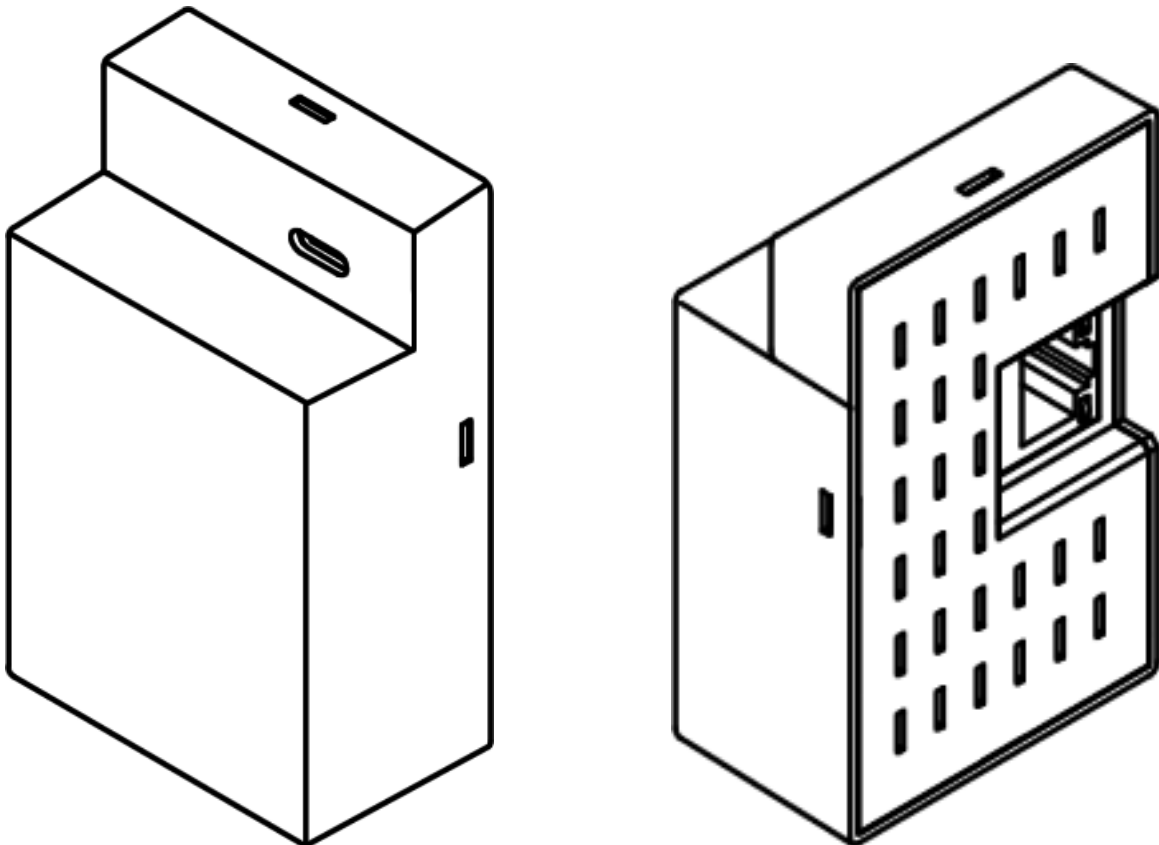
48V VidaCharger® Ultra™ 2 PoE++ to USB-C Power Adapter

VB_VCHR_U2_48V_ADPT

Optimized for use with 48V VidaPower® Ultra PoE Injectors / 4-Port PoE Switches

With (1) x RJ45 Input & (1) USB-C Power Only Output

Provides up to 50W power · Requires IEEE802.3bt compliant power source
NOT COMPATIBLE WITH 24V DC OLDER GENERATION VIDAPOWER INJECTORS
Limited power output with standard POE (802.3af/at) products



Installation Instructions

48V VidaCharger® Ultra™ 2 : 802.3bt PoE Ultra / PoE++ to USB-C Power Adapter.
Optimized for 48V VidaPower® Ultra PoE++ Injectors / Switches

Important Notes

- **Do not use with 24V DC VidaPower (older generation) switches nor Injectors.** This unit requires a 802.3bt compliant power source, and may damage / overdraw current with older generation VidaPower® 24V DC-based power sources.
- **Limited compatibility / power output with standard PoE (802.3af) or PoE+ (802.3at) switches and injectors.** This unit requires POE++ (802.3bt) and may overdraw or over-current a 802.3af / 802.3at power source.
- For optimal performance, only VidaPower® Ultra branded products should be used with this adapter.
- Indoor use ONLY. VidaCharger® Ultra™ 2 must be used only in a dry, non-condensing environment.
- For best results, use the Original Equipment Manufacturer (OEM) USB-C cables that came with your tablet, and/or VidaPower® extension cord, or a VidaPower® USB-C cable to guarantee compatibility. Poorly made, 3rd party cables may not meet USB-C specs for high power transmission and can fail without warning, even causing damage to devices.
- The adapter must be placed in a gang box, or on a stable surface – preferably affixed or mounted permanently. Do not leave it “dangling” and use plugged-in cables in tension as support. If the adapter falls or is dropped, the impact can compromise the internal components & cause premature failure.
- Do not place heavy objects on top of this adapter.
- If space permits, allow clearance on all sides of the adapter for heat ventilation / natural convection.

Overview

With (1) PoE port input + (1) USB-C power output, this high wattage VidaCharger® Ultra adapter provides USB-C charging power for all devices. Optimized for use with VidaPower® Ultra PoE++ Switches & injectors – it supplies up to a total of 50W maximum via USB-C with support for most devices. [Important: No wired Ethernet data.]

For maximum durability, this adapter is enclosed in a completed covered case. This compact device is rated for indoor environments & can be powered by IEEE 802.3bt PoE++ sources at distances up to 330 feet (100m) away!

What's in the Box?

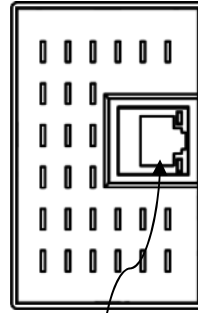
- (1) VidaCharger® Ultra™ 2 PoE++ to USB-C Power Adapter
(USB-C cable not included)

LED Indicator Chart

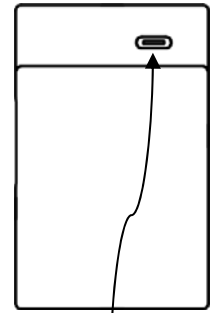
Indicator	Status	Condition
Power (Green)	Solid Light	Adapter is powered (default / <u>NORMAL</u>)
	Light Off	Adapter is powered off / not plugged in / no power
Data (Orange) <i>Note: No data Pass-thru</i>	Solid Light	Connected/Standby, but no transfer / no activity (device is as expected / <u>NORMAL</u>)
	Flashing Light	Data packets transferred (only flashing if Ethernet data is passing through / <u>NORMAL</u>)
	Light Off	Adapter has no data pass through (<u>NORMAL</u>)

Installation Steps

1. Connect the CAT5e/6 cable from the PoE power source into the RJ-45 port on the rear of the device. The port's LED should now light up, confirming power.
2. Connect the USB-C cable (not included) into the Type-C port on the front of the VidaCharger® Ultra™ 2 adapter.
3. Finally, connect the other end of the USB-C cable into the device to be charged. The installation is now complete for iOS / Android / Windows tablets or other USB-C devices!

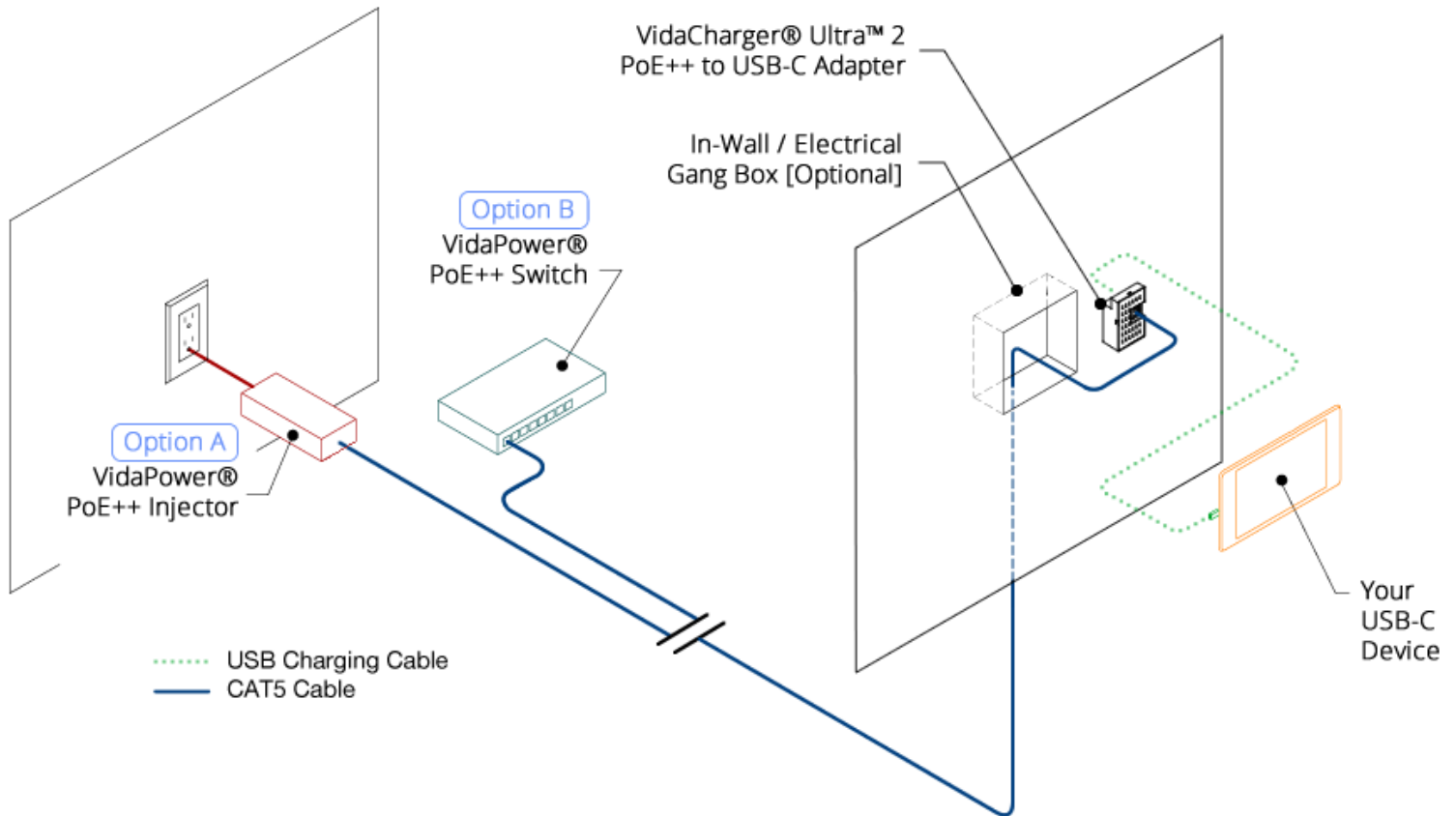


PoE++ Input Port
(802.3bt source only)



USB-C Output Port
(To tablet / USB-C device)

Sample Wiring Diagram



Troubleshooting Guide

Problem:

- After connecting CAT5 + the USB-C Cable, only power is available, but there's NO wired data

Solution:

- The VidaCharger® Ultra™ 2 does NOT provide wired data. Its USB-C output is power only. Contact us to learn which of our other VidaBox products would be suitable if both power AND data is required.
-

Problem:

- The PoE input / RJ45 port's Power LEDs don't light up / appears to receive no power

Please check the following:

- On the CAT5e/6 cable:
 - Is the cable plugged into a VidaPower® Ultra Injector, or other 802.3bt switch? If so, make sure it's plugged in firmly.
 - Has the CAT5e/6 cable been tested to ensure it was crimped correctly?
Try a machine-assembled (not hand-crimped) cable to be sure that the CAT5e/6 cable does not have a short.
 - Are there any intermediaries / interconnects on the cable run, such as patch panels, female-to-female adapters, etc?
If so, remove / test run a new, shorter line. Interconnects add resistance to the line and drops power output.
Only straight, direct runs from this injector / power supply to the VidaCharger® Ultra™ 2 should be used.
 - How long is the cable run? CAT5: Up to 330' (100m) maximum is supported.
Performance over longer runs of CAT5e/6 cables are not guaranteed.
 - Is the RJ45 connecting cable's clip snapped-in on both ends? Be sure the cables are firmly connected into both ends.
 - On the Power Source itself:
 - Is the unit 802.3bt / PoE++ compatible? Power sources compliant only with 802.3at (PoE+) or 802.3af (standard) may work for a short while, then fail without warning as the current draw exceeds its supply capacity.
Important Reminder: This adapter MAY NOT RELIABLY work with 802.3af / 802.3at (non-802.3bt/PoE++) power sources.
-

Problem:

- The adapter has lit power LEDs on the PoE port, but my connected USB-C devices are not charging

Please check the following:

- On the device to be charged:
 - Ensure the USB-C cable is plugged in firmly – remove and re-seat the USB-C cable.
 - Is the USB-C cable working? Try another cable, as USB-C cables can get damaged and “go bad” over time.
 - Are we connecting into a supported device? Tablets like iPad Pro, Galaxy, & Surface/Pros work very well, but other ultra-high power devices (USB-C powered laptops or computers) draw too much power (50W+) and are NOT supported.
-

Problem:

- The adapter is providing power, but not enough to keep the tablet charged

Please check the following:

- On the PoE switch / injector / power source: does it support 802.3bt / PoE++ / PoE Ultra? PoE & PoE+ are limited to 15W & 25W respectively – which may not be sufficient for your device. Upgrade the switch/injector to VidaPower® Ultra to resolve.
- If using a Cisco or other Managed Switch: You may need to configure it for 2 event classification to support higher-power devices of 18W or more. Contact your switch manufacturer for further information & specific details on how to do this.